






Fractional Keys Quick Setting for CK-Series Scales

1. Make sure that the scale is OFF and then turn the scale ON.
2. Press the  key (Speed Key 2 = ½ Key = 100g Key) or the  key (Speed Key 4 = ¼ Key) at any time during the Weight Display's count-up self-test.
3. The displays will show:



4. Now use the  key (Speed Key 4) to select the Fractional Key Setting you desire which can be 0, 1, or 2 (defined below.)
 - a. 0 = Fractional Keys are disabled (default.)
 - b. 1 = 100g key is enabled (only if scale is set for kilograms.)
 - c. 2 = ½ and ¼ keys are enabled (only if scale is set for pounds.)
5. Press  and then the  key and the display will go to the Initial State (all zeroes.)

If further problems persist, please contact the Atron Systems Service Department at 973-227-8882.