


Auto-Shutoff Setting for PX-Series Scales

1. Turn the scale ON and once the Display shows the ROM version number, press the  key.



2. The display will scroll the following 3 displays continuously:





3. The value that is displayed may be different and can be set to 0, 1, 5, or 30 where these represent:

0 = Never shutoff automatically

1 = Auto-Shutoff after 1 minute idle (no key press and no motion)

5 = Auto-Shutoff after 5 minutes idle (no key press and no motion)

30 = Auto-Shutoff after 30 minutes idle, (no key press and no motion)

4. Press  to change this value to the desired setting. As you press the  key, you will need to wait for the display to scroll to the value before you can see the change.

5. Press  to save and exit.

If further problems persist, please contact the Atron Systems Service Department at 973-227-8882.